



2AAA Xenon Pocket Light

High-Intensity Work/Outdoor Flashlight



2AAA Xenon Pocket Light

High-Intensity Work/Outdoor Flashlight

High-Intensity Mini-Pocket Light

The Professional Choice Pocket Light Built For Today's Harshest Environments

FEATURES

- Multipurpose clip attaches light to hats, apparel, backpacks, etc.
- Perfect for keychains, glove compartments, boats, tool boxes, first aid kits, etc.
- Electrically and thermally nonconductive—excellent for harsh environments
- Exclusive bright xenon lamp in a prefocused optical quality reflector



• Clip attaches to hat brim, clothing or straps

- Limited lifetime warranty

HAZLOC RATINGS

CL, I, DIV 2, GP A, B, C, D, CL II, DIV 2, GP G

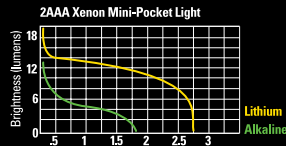


Note: Light is not certified for use with Lithium batteries in hazardous locations. Use only listed Alkaline cells.

SPECIFICATIONS

POWER	1.12 Watts
LAMP	Xenon filled incandescent
BRIGHTNESS	12 Lumen (Alkaline Max)
BATTERY	2 Alkaline AAA/LR03 2 Lithium AAA/L92
BURN TIME	1.5-2 Hours (Alkaline) 2.5-3 Hours (Lithium)
SIZE	2.9 x 1.1 x 0.74 Inches
WEIGHT	1.3 oz (Alkaline) 1.0 oz (Lithium)

IMPORTANT: READ ENCLOSED INSTRUCTIONS



Uncompromising performance since 1971™

13400 Danielson Street
Poway, CA 92064 USA
(858) 513-9100

www.ukinternational.com

© 2006 UK. All Rights Reserved. "UNDERWATER KINETICS", the UK logo and all product names and logos are trademarks of Underwater Kinetics.



CLASS 1 / DIV 2

HAZARDOUS LOCATIONS

The Ultimate Multi-Purpose Xenon Mini-Pocket Light

High-Intensity Light For Cap Or Pocket

- Twist ON/OFF bezel
- AAA Alkaline, Lithium and NiMH compatible
- Durable attachment clip and split ring
- Clips to hat brim for hands-free lighting

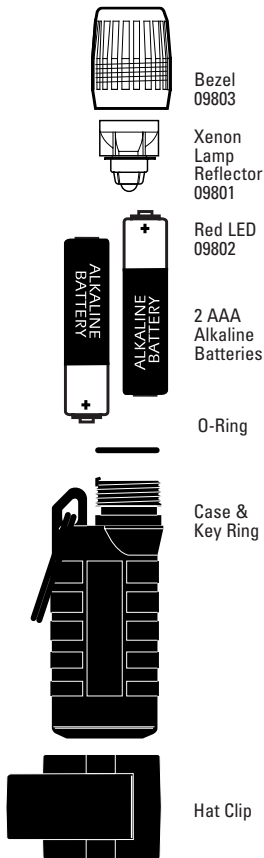


WATERPROOF
UP TO 10 METERS
DUST PROOF



UK2AAA XENON MINI POCKET LIGHT

INSTRUCTIONS & IMPORTANT INFORMATION



Bezel
09803

Xenon
Lamp
Reflector
09801

Red LED
09802

2 AAA
Alkaline
Batteries

O-Ring

Case &
Key Ring

Hat Clip

Thank you for purchasing the UK2AAA Xenon Mini Pocket Light. The lamp is filled with high pressure xenon for improved efficiency and is incredibly bright, compact and ready when you need it.

Since 1971, UK has been designing and manufacturing lights for the harshest environments. Our lights are used by fire fighters and workers in extremely tough industrial situations. They are a standard for scuba divers. With minimal care your UK light will give you years of trouble-free service.

Battery Insertion

Unscrew the bezel and remove the reflector lamp. Insert 2 alkaline AAA-size batteries as shown to the right.

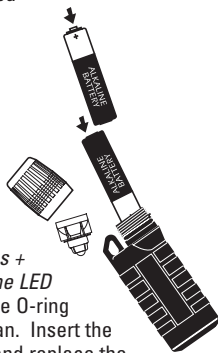
NOTE: When using the LED lamp module, the batteries must be inserted with the plus + end facing the reflector for the LED module to light. Make sure the O-ring and sealing surfaces are clean. Insert the reflector lamp into the case and replace the bezel by twisting it clockwise onto the case.

On/Off

Screw the bezel down by twisting it clockwise until the lamp comes ON. Turn the light OFF with at least 1 1/2 counter-clockwise turns of the bezel.

O-Ring Seal

The O-ring and sealing surfaces must be kept clean and lubricated with silicone grease in order to maintain the watertight seal and smooth rotation of the bezel. During cleaning remove the O-ring using only your fingers. Do not use tools which can damage the O-ring and sealing surfaces.



Limited Lifetime Warranty

UK International products are engineered for maximum performance and durability. All products carry a Limited Lifetime Warranty to the original retail purchaser to be free from defective material and workmanship under normal and intended use. In addition, the UK International Limited Warranty covers materials used in its products to the original purchaser, from the date of purchase, as follows: plastics for 10 years; fabrics and rubber for 3 years; rechargeable batteries for 90 days; and lamps for 30 days (batteries and lamps are not manufactured by UK International).

In the event the original retail purchaser detects a defect in the material or workmanship, the product along with proof of purchase date should be returned to an authorized UK International dealer or directly to UK International with the postage prepaid. UK International agrees to repair or replace at UK International' sole discretion any product found to be defective in material or workmanship within the time period specified above. For the complete Limited Lifetime Warranty write to UK International.

Address all correspondence and returns to:

UK International
13400 Danielson Street
Poway, CA 92064

Hazardous Location Ratings

UL Listed (US and Canada)
CL I, DIV, GP A, B, C, D CL II, DIV 2
GP G Temp Code T3C.
Use only with 09801 or 09802 Lamp
Temp Code T3A for 09801.

Care and Maintenance

- Keep the area around the O-ring seals clean.
- If the light floods with water, empty the contents immediately, rinse with fresh water and dry completely before reassembly.
- To insure that active hydrogen removal catalyst is present in the light, replace the Lamp assembly if it gets wet.
- Do not store batteries in the light for long periods of time. They may leak and damage the light.

CAUTION

Batteries which are (1) loaded without observing the proper polarity, (2) are not the same type, brand name and age or (3) are completely discharged can vent hydrogen gas and possibly cause an explosion.

- Load batteries according to the diagram shown below.
- Do not mix batteries of different type, brand name or age.
- Discard all batteries as soon as they are drained or no longer produce light.