



2AAA Xenon Pen Light S

High-Intensity Work/Outdoor Flashlight



2AAA Xenon Pen Light S

High-Intensity Work/Outdoor Flashlight

High-Intensity Xenon Pen Light One Hand Operation In Critical Situations

FEATURES



•Exclusive bright xenon lamp in prefocused optical quality reflector



•Electrically nonconductive – great for close-up inspections

•Water resistant momentary or latching push-button switch



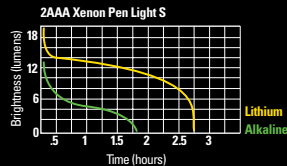
•Extra strong pocket clip

•Limited lifetime warranty

SPECIFICATIONS

POWER	1.12 Watts
LAMP	Xenon Filled Incandescent
BRIGHTNESS	12 Lumens (Max)
BATTERY	2 Alkaline AAA/LR03 2 Lithium AAA/L92
BURN TIME	1.8 Hours (Alkaline) 2.8 Hours (Lithium)
SIZE	5.2 x 0.82 Inches
WEIGHT	1.5 oz (Alkaline) 1.2 oz (Lithium)

IMPORTANT: READ ENCLOSED INSTRUCTIONS



HAZLOC RATINGS

CL I, DIV 2, GP A, B, C, D, CL II, DIV 2, GP G
Note: Light is not certified for use with Lithium batteries in hazardous locations. Use only listed Alkaline cells.



UK International

Uncompromising performance since 1971™

13400 Danielson Street
Poway, CA 92064 USA
(858) 513-9100

www.ukinternational.com

© 2006 UK. All Rights Reserved. "UNDERWATER KINETICS", the UK logo and all product names and logos are trademarks of Underwater Kinetics.



CLASS 1 / DIV 2

HAZARDOUS LOCATIONS

Bright Multi-Purpose Xenon Pen Light

- Prefocused Intense Narrow Beam
- AAA Alkaline, Lithium and NiMH compatible
- Momentary or Latching Action Push Button Switch
- Pocket clip



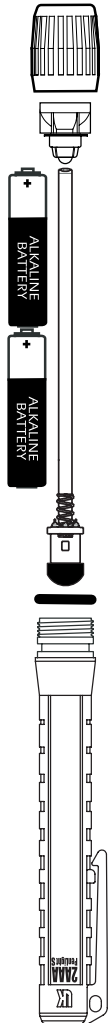
WATERPROOF
UP TO 1 METER
DUST PROOF



NON CONDUCTIVE
CORROSION PROOF

UK2AAA Xenon PEN LIGHT S

INSTRUCTIONS & IMPORTANT INFORMATION



Bezel

09801
Xenon
Lamp
Module
or
optional
09802
Red LED
Lamp
Module

2 AAA
Alkaline
Batteries

Switch
assembly

O-Ring

Case

Clip

Switch

Thank you for purchasing the UK2AAA Xenon Pen S Light. The lamp is filled with high pressure xenon for improved efficiency and is incredibly bright, compact and ready when you need it. Since 1971, UK has been designing and manufacturing lights for the harshest environments. Our lights are used by fire fighters and workers in extremely tough industrial situations. They are a standard for scuba divers. With minimal care your UK light will give you years of trouble-free service.

Battery Insertion

Unscrew the bezel and remove the reflector lamp. Insert 2 alkaline AAA-size batteries as shown to the left. *NOTE: When using the LED lamp module, the batteries must be inserted with the plus + end facing the reflector for the LED module to light.*

Make sure the O-ring and sealing surfaces are clean. Insert the reflector lamp into the case and replace the bezel by twisting it clockwise onto the case

On/Off

Screw the bezel all the way down by twisting it clockwise. Turn the light ON and OFF by pressing the rubber switch cover located on the back end of the case. To prevent accidental activation of the light twist the bezel 1/2-1 turn counter clockwise. The light will not turn on when switched.

O-Ring Seal

The O-ring and sealing surfaces must be kept clean and lubricated with silicone grease in order to maintain the watertight seal and smooth rotation of the bezel. During cleaning remove the O-ring using only your fingers. Do not use tools which can damage the O-ring and sealing surfaces.


Lamp Replacement - Xenon or Red LED

The Xenon filled lamp should operate for approximately 20 hours before burning out. The entire lamp/reflector module is then replaced. An optional Red LED lamp module can also be used for improved night vision retention. See you UK dealer for replacement parts.

Care and Maintenance

- Keep the area around the O-ring seals clean.
- If the light floods with water, empty the contents immediately, rinse with fresh water and dry completely before reassembly.
- To insure that active hydrogen removal catalyst is present in the light, replace the Lamp assembly if it gets wet.
- Do not store batteries in the light for long periods of time. They may leak and damage the light.

Hazardous Location Ratings

 **UL** US LISTED **82EM** Class I, Division 2 Group A, B, C, D; Class II Division 2 Group G. Use only with 09801 or 09802 lamp and Duracell MN2400 / PC2400, Energizer E92 / EN92 or Rayovac AL-AAA/824 alkaline batteries. Temp Code T3A for 09801. **WARNING: DO NOT OPEN IN HAZARDOUS LOCATIONS**

CAUTION

Batteries which are (1) loaded without observing the proper polarity, (2) are not the same type, brand name and age or (3) are completely discharged can vent hydrogen gas and possibly cause an explosion.

- Load batteries according to the diagram shown below.
- Do not mix batteries of different type, brand name or age.
- Discard all batteries as soon as they are drained or no longer produce light.

Limited Lifetime Warranty

UK International products are engineered for maximum performance and durability. All products carry a Limited Lifetime Warranty to the original retail purchaser to be free from defective material and workmanship under normal and intended use. In addition, the UK International Limited Warranty covers materials used in its products to the original purchaser, from the date of purchase, as follows: plastics for 10 years; fabrics and rubber for 3 years; rechargeable batteries for 90 days; and lamps for 30 days (batteries and lamps are not manufactured by UK International).

In the event the original retail purchaser detects a defect in the material or workmanship, the product along with proof of purchase date should be returned to an authorized UK International dealer or directly to UK International with the postage prepaid. UK International agrees to repair or replace at UK International' sole discretion any product found to be defective in material or workmanship within the time period specified above. For the complete Limited Lifetime Warranty write to UK International.

Address all correspondence and returns to:

UK International
13400 Danielson Street
Poway, CA 92064

