



UK2AAA Xenon Mini Pocket Light US

Operating Instructions and Important Information



Bezel
09803



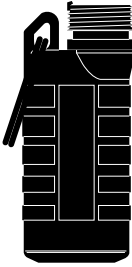
Xenon
Lamp
Reflector
09801



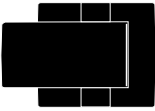
Red LED
09802



O-Ring

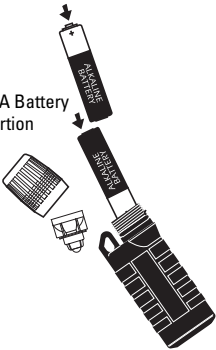


Case &
Key Ring



Hat Clip

2AAA Battery
Insertion



INSTRUCTIONS & IMPORTANT INFORMATION

Thank you for purchasing the UK2AAA Xenon Mini Pocket Light. The incandescent lamp is filled with high pressure xenon for improved efficiency and is incredibly bright compact and ready when you need it. Since 1971, UK has been designing and manufacturing lights for the harshest environments. Our lights are used by fire fighters and workers in extremely tough industrial situations. They are a standard for SCUBA divers. With minimal care your UK light will give your years of trouble-free service.

Battery Insertion

Unscrew the beel and remove the reflector lamp. Insert 2 alkaline AAA-size batteries as shown in the diagram.

Note: When using the red LED lamp module, the batteries must be inserted with the plus (+) end facing the reflector in order for the LED module to light.

Make sure the o-ring and sealing surfaces are clean. Insert the reflector lamp into the case and replace the bezel by twisting it clockwise onto the case.

ON/OFF

Screw the bezel down by twisting it clockwise until the lamp comes ON. Turn the light OFF with at least 1 1/2 counter-clockwise turns of the bezel.

O-Ring Seal

The o-ring and sealing surfaces must be kept clean and lubricated with silicone grease in order to maintain the watertight seal and smooth rotation of the bezel. During cleaning remove the o-ring using only your fingers. Do not use tools which can damage the o-ring and sealing surfaces.

CARE & MAINTENANCE

- Keep area around the O-ring clean.
- If the light floods, empty it immediately, rinse with fresh water and dry completely before reassembly.
- Replace the bezel / lamp module, which contains a hydrogen absorbing catalyst, if it gets wet.
- Do not store batteries in the light for long periods of time when not in use; they may leak and damage the light.

⚠ WARNING Explosion Hazard

Do Not disconnect Equipment Unless Power Has Been Switched Off Or The Area Is Known To Be Non-Hazardous

⚠ WARNING Explosion Hazard

Substitution of Components May Impair Suitability For Class I, Division 2.

CERTIFICATION

This equipment is suitable for use in Class I, Division 2 Groups A, B, C, D: Class II, Division 2, Group G, or Non-Hazardous Locations Only. Use only with 09801 or 09802 Lamp and 3 Duracell MN2400/ PC2400, Energizer E92/EN92 or Rayovac AL-AAA/824 1.5 V size AAA Alkaline batteries.



CL I, Div 2, Group A, B, C, D

CL 2, Div 2 Group G

Temp Code T3A (09801), T3C (09802)

Ule only with 09801 or 09802 lamp

⚠ CAUTION

Batteries can vent hydrogen gas and possibly cause an explosion

(1) if they are installed without the proper polarity, (2) if they are not the same type, brand name and age or (3) if they are completely discharged.

- Load batteries according to the diagram.
- Discard all batteries as soon as they are drained or no longer produce light.
- Do not mix batteries of different type, brand or age.

WARRANTY

Underwater Kinetics products are engineered for maximum performance and durability. All products carry a Limited Lifetime Warranty to the original retail purchaser to be free from defective material and workmanship under normal and intended use. In addition, the Underwater Kinetics Limited Warranty covers materials used in its products to the original purchaser, from the date of purchase, as follows: plastics for 10 years; rubber for 3 years, LED and electronics for 1 year, rechargeable batteries for 90 days and lamps for 30 days.

In the event the original retail purchaser detects a defect in the material or workmanship, the product along with proof of purchase date should be returned to an authorized Underwater Kinetics dealer or directly to Underwater Kinetics with the postage prepaid. Underwater Kinetics agrees to repair or replace at Underwater Kinetics' sole discretion any product found to be defective in material or workmanship within the time period specified above. For the complete Limited Lifetime Warranty write to Underwater Kinetics or go to the web site www.uwkinetics.com.

Address all correspondence and returns to:

Underwater Kinetics, 13400 Danielson Street, Poway, CA 92064 or email info@uwkinetics.com